


No. NPB/SLB/2018--158 to 159

Office of the Nagar Panchayat Bhotia Distt Hamirpur (H.P.)

Dated :- the Bhotia 7th, June, 2018

Notification

In order to copy with the Conditions of the fourteenth Finance Commission Report I, Vinod Kumar Sharma, Secretary, Nagar Panchayat Bhotia Distt. Hamirpur (H.P.) for four service sectors i.e. water Supply, Sewerage Scheme, Storm Water Drainage and Solid Waste Management which are proposed to be achieved by the Nagar Panchayat Bhotia before 31-03-2019



Secretary,
Nagar Panchayat Bhotia
Distt. Hamirpur (H.P.)

Endst No. As above.- 158 to 159

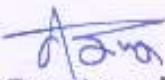
Dated 07-06-2018

Copy forwarded to :-

1. The Director, Urban Development, Palika Bhawan HP Shinda for information please.
2. The Deputy Commissioner Hamirpur (H.P.) for information please.


Secretary,
Nagar Panchayat Bhotia,
Distt. Hamirpur (H.P.)

Proforma-I						
Achievement made under SLBs during 2017-18 and targets for the year 2018-19						
Name of ULB:- Nagar Panchayat Bhotu						
Sr. No.	Name of Indicator	Unit	Status as on 31.03.2012 as per Notification No. U.D.F(2)-1/2009 dated 30.03.2013	Target for 2016-17 as per Notification No. U.D.F(2)-1/2009 dated 30.03.2015	Achievement made during 2017-18 (as per detailed base data sheet)	Proposed Targets for 2018-19
I	Water Supply					
1	Coverage of water supply connection.	%	95.00	99.50	99.60	99.70
2	Per capita supply of water.	LP.CD.	120.00	135.00	135.50	135.60
3	Extent of non-revenue water (NRW).	%	66.00	76.00	76.00	76.50
4	Extent of metering of water supply connections.	%	1.00	1.00	2.00	2.10
5	Continuity of water supply.	Hours per day	3.00	4.00	4.00	4.25
6	Efficiency of redressal of customer complaints.	%	70.00	88.00	90.00	90.50
7	Quality of water supplied.	%	100.00	100.00	100.00	100.00
8	Cost recovery in water supply services.	%	90.00	91.00	92.00	92.50
9	Collection efficiency of water supply related charges.	%	80.00	87.00	88.00	88.50
III	Sewerage					
1	Coverage of toilets.	%	100.00	100.00	100.00	100.00
2	Coverage of sewage network services	%	0.00	25.00	25.00	26.00
3	Collection efficiency of sewage network	%	0.00	25.00	25.00	26.00
4	Adequacy of sewage treatment capacity.	%	0.00	0.00	0.00	0.00
5	Extent of reuse and recycling of sewage.	%	0.00	0.00	0.00	0.00
6	Quality of sewage treatment.	%	0.00	100.00	100.00	100.00
7	Efficiency in redressal of customer complaints.	%	0.00	97.00	97.00	97.50
8	Extent of cost recovery in sewage management.	%	0.00	2.00	2.00	3.00
9	Efficiency in collection of sewage charges.	%	0.00	10.00	10.00	12.00
III	Solid Waste Management					
1	Household level coverage of SWM services.	%	13.00	18.00	20.00	25.00
2	Efficiency of collection of municipal solid waste.	%	80.00	87.00	88.00	88.50
3	Extent of segregation of municipal solid waste.	%	0.00	0.00	0.00	0.00
4	Extent of municipal solid waste recovered.	%	0.00	0.00	0.00	0.00
5	Extent of scientific disposals of municipal solid waste.	%	0.00	0.00	0.00	0.00
6	Efficiency in redressal of customer complaints.	%	0.00	0.00	0.00	0.00
7	Extent of Cost recovery in SWM service.	%	0.00	0.00	0.00	0.00
8	Efficiency in collection of SWM charges.	%	76.00	98.00	98.00	98.50
IV	Storm Water Drainage					
1	Coverage of storm water drainage network.	%	6.00	12.00	12.50	13.00
2	Incidence of water logging/flooding reported in a year.	No. per year	0.00	0.00	0.00	0.00


 Secretary ✓
 Nagar Panchayat Bhotu
 Dist. Hamirpur (H.P.)